


TRADES APPRENTICE PAYMENT EXPERIENCE

Click on the link on the trades website or here to start your payment via 

This will take you to the identity verification screen. Enter your first and last name, your student ID and your date of birth and click NEXT.



The screenshot shows the Okanagan College Trades Apprenticeship payment verification screen. At the top left is the Okanagan College logo. The main content area is a light blue box with a red circle containing the number '1' and the text 'Student Details'. Below this are four input fields: 'First name' (with a placeholder 'Enter first name'), 'Last name' (with a placeholder 'Enter last name'), 'Student ID' (with a placeholder 'Enter student id'), and 'Date Of Birth' (with a placeholder 'dd/mm/yyyy'). A red 'Continue' button is located at the bottom right of the form. Below the form, the text 'OKANAGAN COLLEGE - TRADES' is displayed, followed by contact information: 'Please contact the Apprenticeship and Trades Office at 250/625440 or apprenticeship@okanagan.bc.ca if you need assistance.'

You will receive a one-time code to the preferred email address that you have on file with Okanagan College. Enter the code to access the payments system. If you do not have access to the email address indicated, please contact the Trades Office to update your email.




The screenshot shows the Okanagan College Trades Apprenticeship payment verification screen, specifically the verification code entry step. The page has a yellow header with the Okanagan College logo and a blue navigation bar. The main content area is a light blue box with a red circle containing the number '2' and the text 'Code Verify'. Below this is a heading 'Enter your verification code' and a text input field with a placeholder 'Enter your verification code'. Below the input field are six small square icons representing the digits of the code. A red 'Continue' button is located at the bottom right of the form. Below the form, the text 'OKANAGAN COLLEGE - TRADES' is displayed, followed by contact information: 'Please contact the Apprenticeship and Trades Office at 250/625440 or apprenticeship@okanagan.bc.ca if you need assistance.'



To make a payment, click **Make Payment** on the **Pay My E-Litigation Payment Center**



Click on **PAY NOW** beside **Make a deposit or pre payment.**



Check the box for Trades and Apprenticeship payments and enter the amount that you would like to pay in the box on the right. Then click PAY NOW to proceed to the payment screen



Select your payment method from the drop down menu



Stored credit cards will be listed under Active Payment Options. Select your card and click

view your payment details on the Confirm & Pay page then click PAY NOW to finalize your payment.



Your payment will be processed, and you will see the payment status page below. Click on

