



Map of Region 2

Letter from the Board Chair and the President 4


Institutional Overview and Strategic Direction 5 - 8

Planning and Operational Context 9 - 14

Goals and Objectives 15 - 23

Appendix 24 - 26

Summary Financial Report 2014-15 27



A summary of the College's Mission, Vision, and Values is appended below:

M

Okanagan College transforms lives and communities.

inclusivity

We are one of Canada's leading colleges.

We create outstanding educational experiences for our learners, both students and employees.

We work and learn in a welcoming and caring culture.

We are a catalyst for change through collaboration with our learners and partners.

We serve, lead and anticipate the social, economic and environmental needs of communities.

A

We assist learners to overcome barriers to education.

A

We are responsible for our actions, decisions and policies as well as reporting and communicating our outcomes.

I

We embrace and celebrate the richness of diversity and recognize the differing skills, experiences and perspectives of each person and community.

I

We foster a culture of creativity, encouraging experimentation, risk and new ideas.

I

We are consistently honest, open and sincere.

We demonstrate consideration for and appreciation of each other.

anticipate
vision

regions

regi

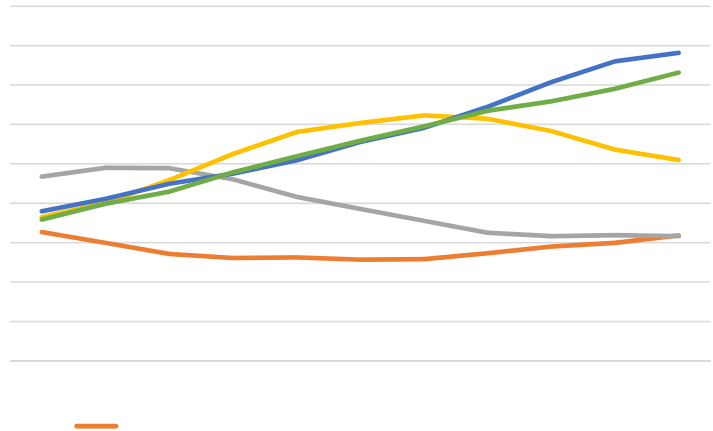


In terms of population, the decreasing number of high school Grade 12 class sizes within the region may be offset by continued improvements in the rate of transition from high school to post-secondary within the College region overall. The region still lags the provincial average in terms of transition rate, but the difference has been diminishing in recent years.

The increasing numbers of 25- to 39-year-olds may also counter the pressures on enrolment as an increasing number of those individuals return to College for training or retraining, responding to labour market opportunities within the region or elsewhere in the province or country. The numbers of 20- to 24-year-olds is expected to remain high for the next two years, dropping after that.

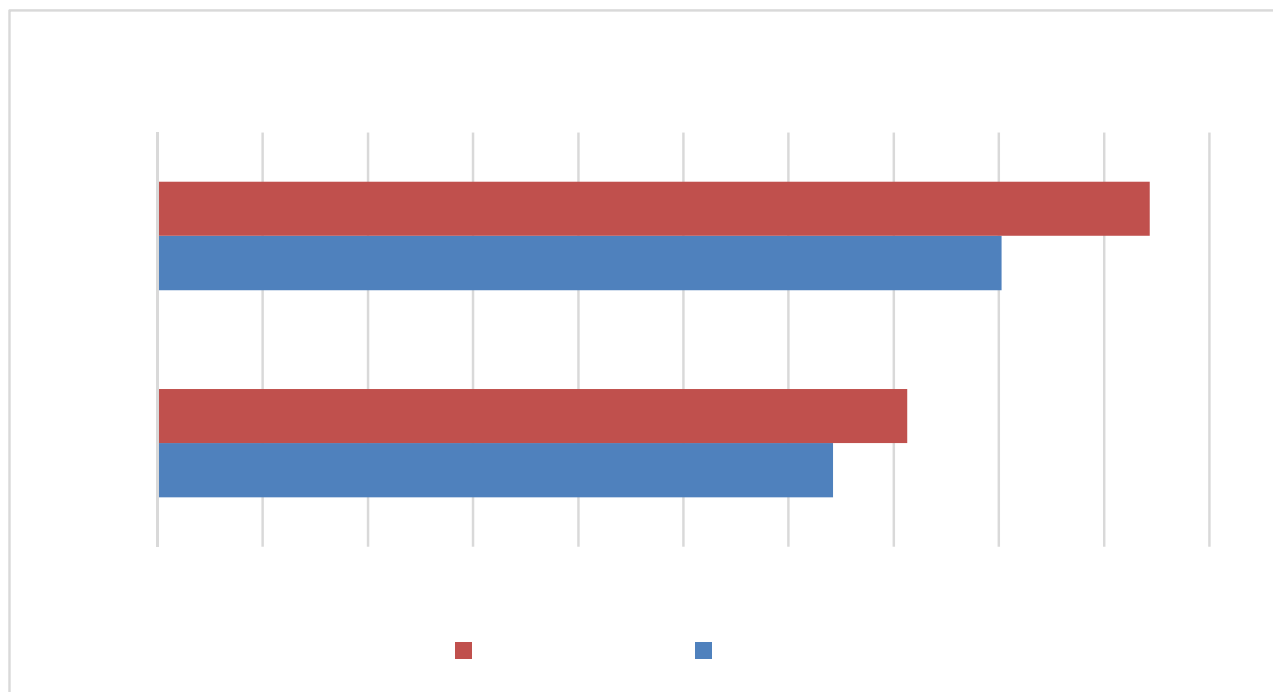
The rates for students transitioning immediately from high school to post-secondary education have increased in the last 10 years but still lag behind the provincial average. The seven school districts that comprise the College region and the College have an ongoing partnership (the Interior Mainline Transitions Partnership) that is focused on continued improvement of those rates, recognizing the social benefit of seeing more students accessing higher learning sooner in their lives.

In 10 years, a greater percentage of Okanagan region Grade 12 graduates transitioning to post-secondary immediately after graduation have been able to remain in the Okanagan region to study, with fewer having to move to the Lower Mainland.



Source: Student Transitions Project 2015

Aboriginal transitions in the Okanagan College region have improved to the point of being the same as the provincial rate, although they are still less than the overall College region transition rate. Work is underway with school districts through the Interior Mainline Transitions Partnership to improve transitions.



Source: Student Transitions Project 2015

Labour Force Participation Rate

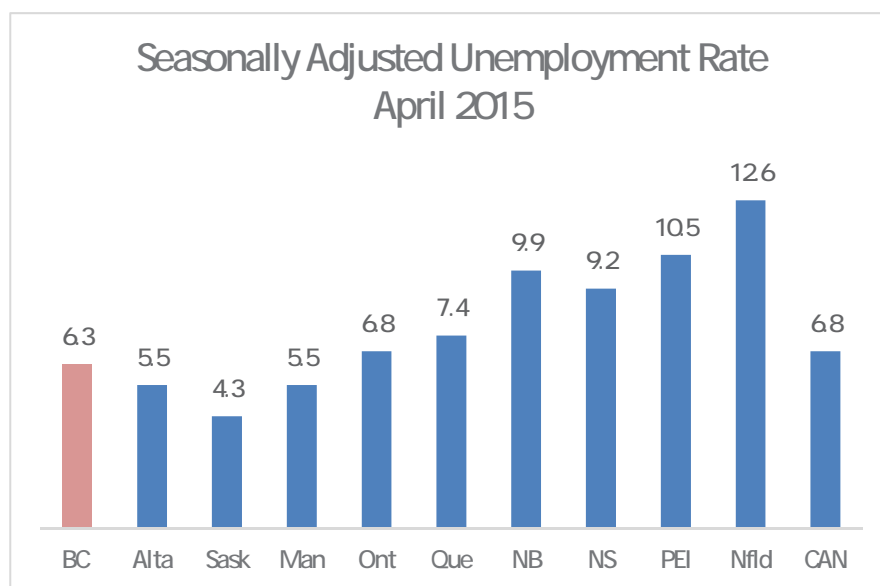
THE BC PRO INICIAL NEMPLO MEN RA E is lower than the Canadian average; the April BC unemployment rate was 6.3 per cent where the Canadian rate has been 6.8 per cent. BC employment growth is below the Canadian average.

According to the April 30, 2015 Royal Bank Provincial Outlook Update, there will be a continuation in the reversal in migration trends from 2014 where fewer people relocated to Alberta from BC. With an increase in population, this will tighten both the housing and labour markets in BC.

Industry alignment and economic development has been a hallmark of Okanagan College through its iterations and especially in the past decade. A recent labour market forecast prepared by the Economic Development Agencies of the region, with support from Okanagan College, described a significant demand for training and education that the region's post-secondary institutions can provide.

"Over the next six years more than two-thirds of new hires will require some form of post-secondary education," noted the executive summary of the report, *Global Outlook 2020*, "requiring between 37,796 and 50,345 individuals with an advanced education."

Coupled with data regarding educational attainment of the current labour force, and the demographics of the region, the report serves as a compelling argument for the need to further develop the post-secondary capacity in the region.



Source: BC Stats

One of the recommendations in that report is to "develop a strategy to assist the innovation and emerging high technology industries in the Okanagan Region" and that includes acknowledgement that the industries "will require specialized workers with a post-secondary education."

A recent assessment of the region's high-tech industry has described a \$1 billion impact on the regional economy. With several successful start-ups showing significant growth, and the development of the Okanagan Centre for Innovation and its accelerator and incubation components, the industry is positioned for further development. Okanagan College is working to develop additional program opportunities to address this industry's needs, to complement the several industry-focused programs already offered, including a Bachelor of Computer Information Systems degree and related diploma, Network and Telecommunications Engineering Technology, Audio Engineering and Electronics Engineering Technology.

D : L

UÊ >À•P

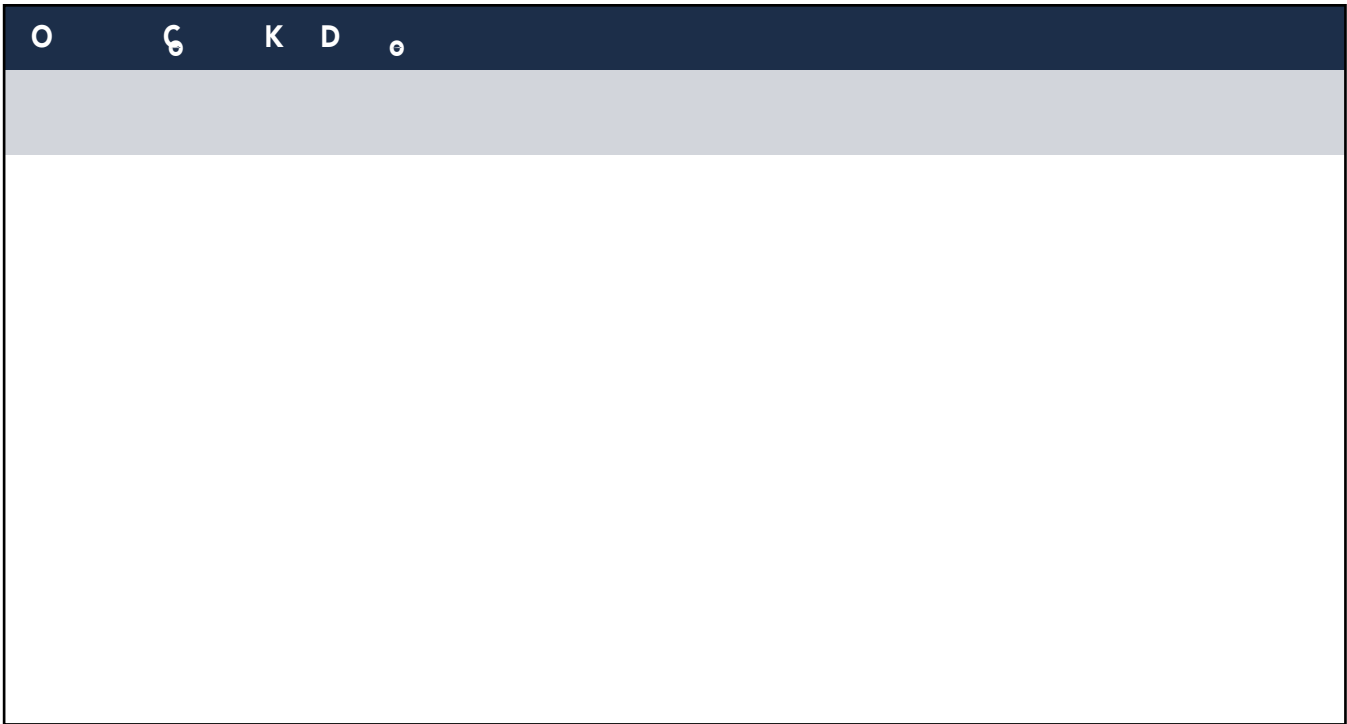
U É Lauren Mackay, an Okanagan College Bachelor of Business Administration student, received the Premier's International Scholarship for Study Abroad from the Irving K. Barber British Columbia Scholarship Society.

U É In the provincial government's Labour Market Outlook 2022, transport truck drivers were identified as number two in the top 10 most-needed professions with an estimated need of 18,000 drivers by 2022. Okanagan College joined forces seven years ago with Taylor Pro Training, a leader in truck driver training, to offer Class 1 Driver Training. The provincial government has provided full funding for the program to eligible applicants through the Canada-British Columbia Job Fund. Of the 32 students who participated last year in the tuition-free program, 29 found employment in the trucking industry.

U É On Oct. 29, Jan Unwin, B.C. Unwin, B

D : C P

UÉ > Æ VÓ.æ x fÛ Èi` È^ LÀ «À.æ.Û> iÆÖ ~ V.L ð È 6ÈÀ ~ œ > È « Ö Å > ~ > } > Æ • i } rÈ À > Æ] ÈÈ
conjunction with Kalamalka Demonstration Garden, Patchwork Farms and the Vernon Branch of the Okanagan Regional Library (ORL)



D . . :

U Bright Horizons, Building for Skills fundraising campaign has a goal of raising \$7 million to support the \$33 million renovation and expansion of the Trades building. The campaign reached \$4 million in May 2015, drawing on a range of personal and corporate gifts.

U Even before its latest array of solar panels were connected to the power grid in early 2015, Okanagan College has reduced energy consumption (per square meter) by 32 per cent since 2007.

U In September 2014, 10 Okanagan College Water Engineering Technology (WET) students and their instructor took part in the 2014 Kokanee Salmon Festival at Mission Creek in Kelowna.

U In its second submission to the Association for the Advancement of Sustainability in Higher Education (AASHE), Okanagan College earned a Silver rating for STARS, (the international Sustainability Tracking, Assessment and Rating System), improving its score from the inaugural submission in 2011.

U In April 2014, during the eighth annual Fascieux Creek cleanup, students and staff worked to restore and protect our urban creek that runs along the perimeter of the Kelowna campus, a spring-fed fish bearing stream.

Okanagan College

2014/15 Accountability Framework Performance Measure Results ¹

Performance measure	Reporting year			
	2013/14 Actual	2014/15 Target	2014/15 Actual	2014/15 Assessment
Student spaces ²				

APPENDIX

Student assessment of usefulness of knowledge and skills in performing job ⁵						
	%	+/-		%	+/-	

Diploma, associate degree and certificate graduates

Audited Financial Statements can be found at:

www.okanagan.bc.ca/financial2014-15

