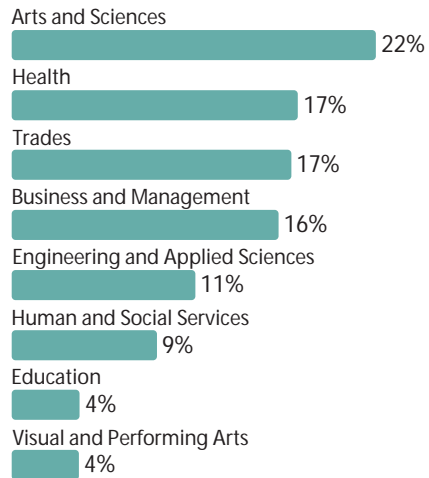

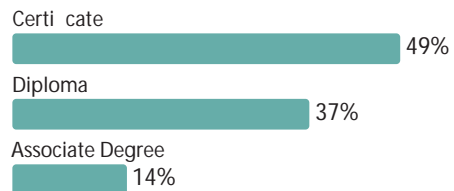



In 2014, 28,268 students completed a program, and 14,357 students completed a diploma or certificate program (55%).

## Programs



Note: Programs are grouped using the BC CIP Cluster, a roll-up based on the Classification of Instructional Programs (CIP).



Note: Associate Degree includes university transfer.

## Evaluations

82% (5 or more) of respondents said the program was covering relevant topics.

78% of respondents said the program was covering standards used.

71% of respondents said the amount of practical experience was sufficient.

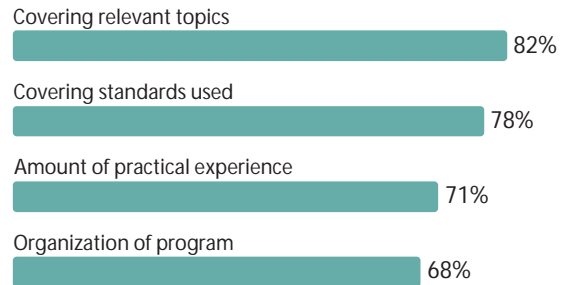
## Funding

52% of respondents said they had borrowed for their education, with a median loan amount of \$10,000.

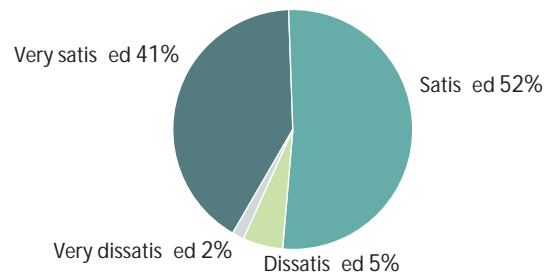
## Further studies

65% of respondents said they would like to see more information about the program.

71% of respondents said they would like to see more information about the program.




Note: Percentages are of those who said the content of their education was **good** or **excellent**, based on respondents who gave a rating, excluding those who said **poor** or **very poor**. A five-point scale (from **poor** to **excellent**) was used.



Rates of borrowing	Loan amounts
Combined borrowing	52% \$10,000
Government student loan	26% \$11,000
Loan from other sources	37% \$5,000

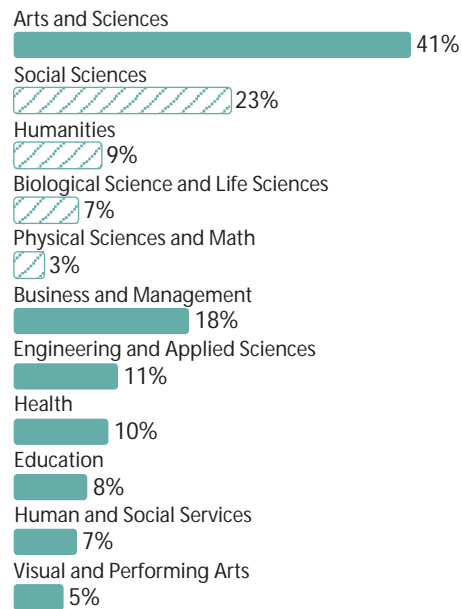
Note: Percentages are based on respondents who gave valid answers to the financing questions. Dollar amounts shown are medians, based on those who borrowed.

At the end of the year, the company reported a net income of \$1.2 million. This was a significant improvement over the previous year, which was primarily due to the company's successful marketing campaign and the introduction of new products. The company's revenue increased by 15% compared to the previous year, and its operating expenses were kept under control. The company's management team is confident that the company's strong performance in 2014 will continue in 2015.



## Baccalaureate Graduates

8,883 2014 Baccalaureate Graduates (BG) 19,757  
 2012 27,162



Note: Programs are grouped using an expanded version of the BC CIP Cluster, a roll-up based on the Classification of Instructional Programs (CIP). Included in the Arts and Sciences category are Social Sciences, Humanities,



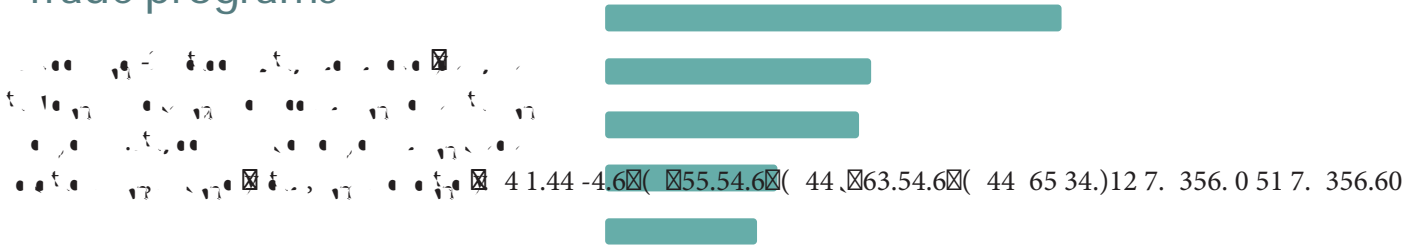
A • t. ☒, (4 • • t.) .t. .

# Apprenticeship Students

2014 A (APP O) 53  
 5,698 3,046 (89)  
 27 8 18

20  
 (7)  
 2014 (87)

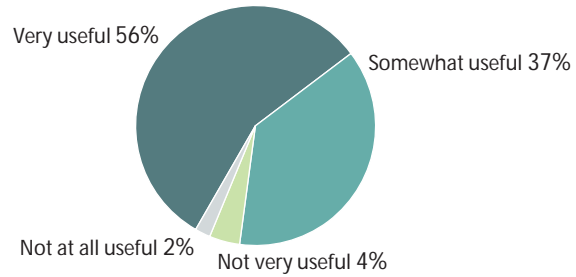
## Trade programs







Very useful 56%  
Somewhat useful 37%  
Not very useful 4%  
Not at all useful 2%



Note: Percentages are based on employed respondents.

## Developmental Students

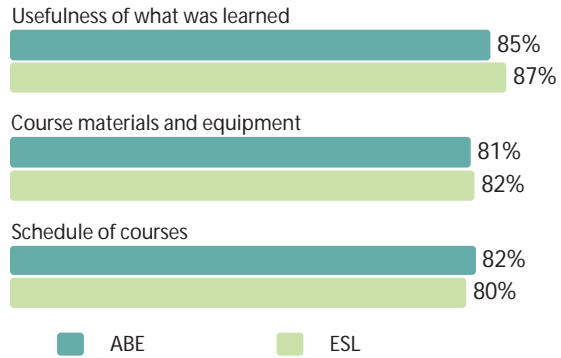
2014 Developmental Student Enrollment (DE SO) by program type and enrollment status. Total enrollment: 1,394. ABE: 906, E L: 488. ABE enrollment by status: 24 (18%), 51 (56%), 35 (39%), 61 (67%). E L enrollment by status: 98 (20%), 18 (4%). G A: 79 (9%), 18 (20%).

## Developmental courses

2014 Developmental Course Enrollment (DE SO) by program type and enrollment status. Total enrollment: 10. ABE: 10, E L: 0. ABE enrollment by status: 10 (100%). E L enrollment by status: 0 (0%). G A: 0 (0%).

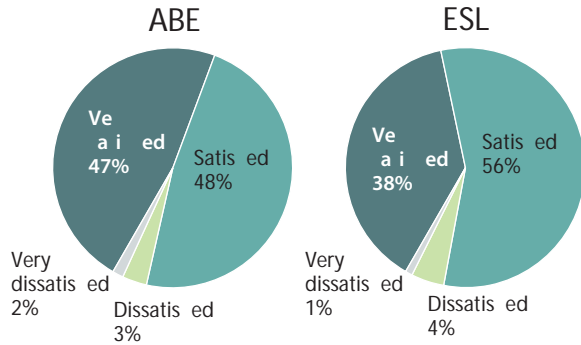
## Evaluations

After (700+) the ABE program, students were surveyed about their satisfaction with the program. The survey results are shown in the following bar chart and pie charts.



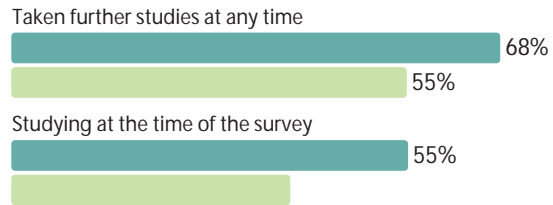
Note: Percentages are of those who said the aspect was **very** or **satisfied**, based on those who gave a rating, excluding those who said **not satisfied**. A 5-point scale from **1** to **5** was used.

The survey also asked students to rate their satisfaction with the program on a 5-point scale. The results are shown in the following pie charts.




## Further education

Students were also surveyed about their plans for further education. The results are shown in the following bar chart.



The survey also asked students to rate their satisfaction with the program on a 5-point scale. The results are shown in the following pie charts.



#### Adult Basic Education



#### English as a Second Language



Very likely to enrol   Somewhat likely   Not very or not all likely

## About BC Student Outcomes

